

SPECIFICATIONS

QW™-218



Frequency response, 1 meter on-axis, swept-sine in anechoic environment:

Anechoic: 47 Hz – 1.5 kHz (± 3 dB)
Half-space: 40 Hz – 1.5 kHz (± 3 dB)

Usable low frequency limit (-10 dB point):

Anechoic: 34 Hz
Half-space: 30 Hz

Power handling:

(Both woofers driven)
1600 W continuous
3200 W program
6400 W peak

Sound pressure level, 1 Watt, 1 meter in anechoic environment:

Anechoic: 100 dB SPL, (2 V input)
Half-space: 106 dB SPL

Maximum sound pressure level (1 meter):

Anechoic:
132 dB SPL continuous
138 dB SPL peak
Half-space:
138 dB SPL continuous
144 dB SPL peak

Transducer complement:

2 x 18" individually vented
Low Rider™ 18" Sub

Box tuning frequency:

36 Hz

Recommended active crossover frequency region and slope:

150 Hz at 18 dB/octave

Impedance (Z) (each woofer):

Nominal: 8.0 Ω
Minimum: 7.3 Ω

Input connections:

2 x 4-pin Neutrik® Speakon® inputs in parallel
1 x 8-pin Neutrik Speakon input
1 x 4-pin Neutrik Speakon thru (for use with 8-pin input)

Enclosure materials and finish:

3/4" plywood finished in the durable Black Hammer Head™ polyurethane coating

Mounting provisions:

⚠ This unit is not designed for overhead suspension

Dimensions (H x W x D):

49.0" x 21.00" x 26.75"
1244 mm x 533 mm x 679.45 mm

Net weight:

147 lbs. (67.2 kg)

Features

- Two new Peavey Low Rider 18" Subwoofers
- 3,200 Watts of program power
- Extreme low frequency response down to 30 Hz
- Neutrik® Speakon® Professional input connectors
- Very compact design
- Black Hammer Head™ Polyurethane coating



SPECIFICATIONS

QW™-218

Description

The QW™-218 incorporates two of the new extra-high power Low Rider™ 18" woofers and a new compact cabinet design. The QW-218 is a direct radiator subwoofer designed specifically for the high end pro-audio user.

The new Low Rider 18" driver is a milestone in high-power subwoofer design. An incredible 3200 Watt program rating and extra-long cone excursion come together to produce amazing new levels of clean, deep bass. This makes the QW-218 a superior choice for the bottom end of any high powered sound system.

The QW-218 is unusually compact for its power handling, SPL output, distortion performance and bass extension. This is made possible by special characteristics designed into the Low Rider woofer.

The QW-218 is well braced and very stiff, as internal pressures produced by the Low Rider woofer can be very high. The vent design integrated into the enclosure includes a vertical brace to further increase enclosure stiffness.

The QW-218 vent's large area and long path length allow for a large volume of air to move with very low resistance. This is important due to the massive air flow volumes that the Low Rider woofer can produce.

The QW-218 is constructed of premium .720" plywood and is covered with a tough, durable black Hammer Head™ polyurethane coating, making this system rugged and roadworthy. A 16-gauge powder-coated perforated metal grille covers the front of the system to protect the speakers from external damage.

Input connection to the system is made via two four-pin Neutrik jacks in parallel, an eight-pin Neutrik, and a four-pin Neutrik thru jack is provided for bi-amping flexibility while maintaining superior signal integrity. The inclusion of a standard four-pin Neutrik® jack in parallel allows for daisy chaining to another cabinet when bi-amping.

Despite its compact dimensions for a dual 18" bass enclosure, this system can produce some extremely serious sound.

Frequency response

This measurement is useful in determining how accurately a given unit reproduces an input signal. The frequency response of the QW-218 is measured at a distance of 1 meter using a 1 Watt (into the nominal impedance) swept-sine input signal. As shown in Figure 1, the selected drivers in the QW-218 combine to give a smooth frequency response from 47 Hz to 1.5 kHz.

Power handling

There are many different approaches to power handling ratings. Peavey rates this loudspeaker system's power handling using a modified form of the AES Standard 2-1984. Using audio band 40 Hz to 400 Hz pink noise with peaks of four times the RMS level, this strenuous test signal assures the user that every portion of this system can withstand today's high technology music. This rating is contingent upon having a minimum of 3 dB of amplifier headroom available.

Harmonic distortion

Second and third harmonic distortions vs. frequency are plotted in Figures 3 and 4 for two power levels. Ten percent (10%) of rated input power and either one percent (1%) of rated input power or one watt, whichever is greater. Distortion is read

from the graph as the difference between the fundamental signal (frequency response) and the desired harmonic. As an example, a distortion curve that is down 40 dB from the fundamental is equivalent to 1% distortion.

Architectural and engineering specifications

The loudspeaker system shall have an operating bandwidth of 47 Hz – 1.5 kHz. The nominal output level shall be 100 dB when measured at a distance of one meter with an input of 1 Watt. The nominal impedance shall be 4 Ohms (both woofers driven). The maximum continuous power handling shall be 1600 Watts, maximum program power of 3200 Watts and a peak power input of at least 6400 Watts, with a minimum amplifier headroom of 3 dB. The outside dimensions shall be 49.00" high by 21.00" wide by 26.75" deep. The weight shall be 147 lbs. The loudspeaker system shall be a model QW-218.

3 + 2 YEAR LIMITED WARRANTY

NOTE: For details, refer to the warranty statement. Copies of this statement may be obtained by contacting Peavey Electronics Corporation, P.O. Box 2898, Meridian, Mississippi 39301-2898.

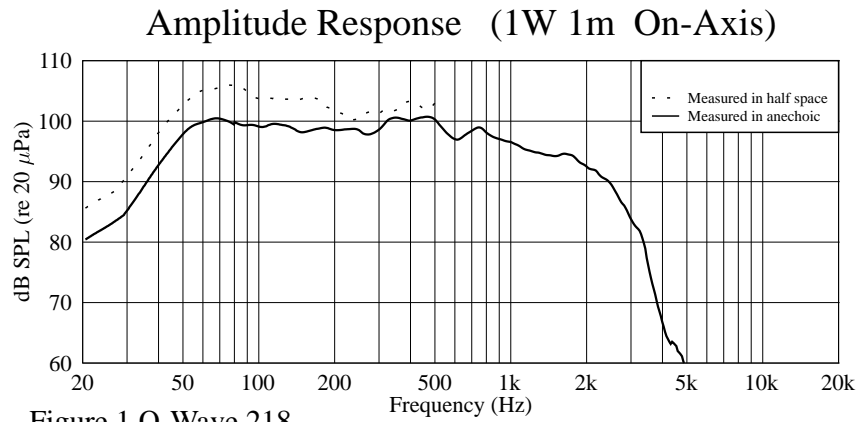


Figure 1 Q-Wave 218

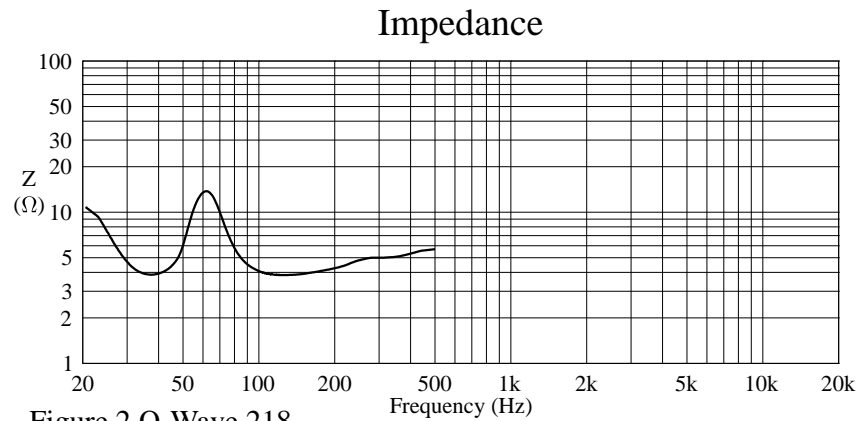


Figure 2 Q-Wave 218

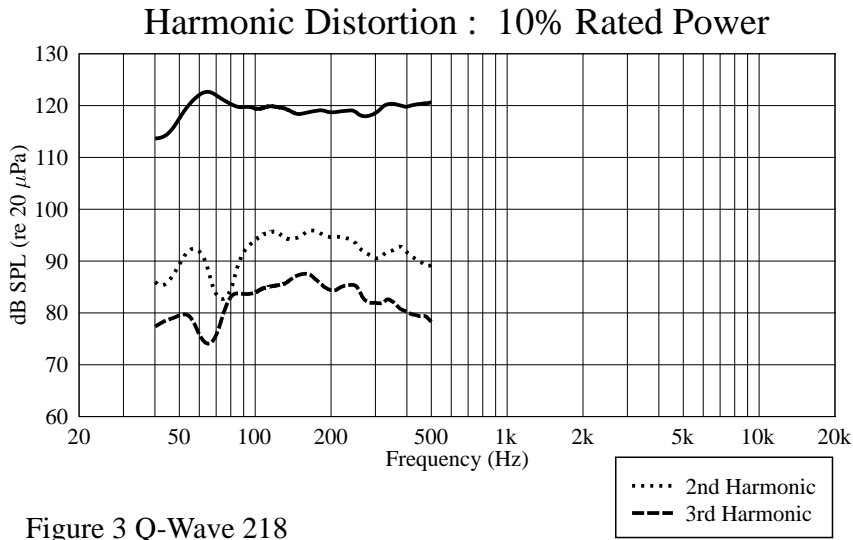


Figure 3 Q-Wave 218

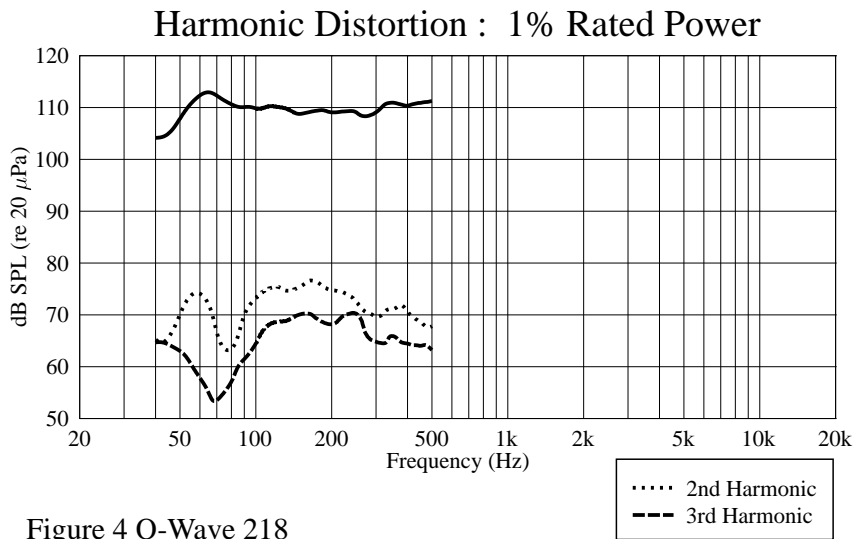


Figure 4 Q-Wave 218



Features and specifications subject to change without notice.

Peavey Electronics Corporation • 711 A Street • Meridian, MS 39301 • (601) 483-5365 • FAX (601) 486-1278 • www.peavey.com • ©2002
 Printed in the U.S.A. 3/02

